

GSP97BMW Road Force Touch[®]

Customized for BMW Vehicles

NEW!



HUNTER
Engineering Company

GSP97BMW at a glance

EXCLUSIVE

Now With More Speed!*



NEW!

- ✓ Perform a **Road Force® test and balance** faster than a traditional balancer!

STANDARD

Touchscreen Interface

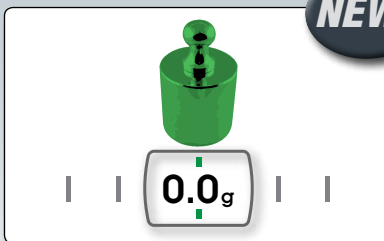


NEW!

- ✓ Intuitive interface
- ✓ Quickly train new technicians

EXCLUSIVE

eCal™ Auto-Calibration*



NEW!

- ✓ True "self-calibration"
- ✓ No operator input required



Shown with options



PATENTED

Diagnostic Load Roller



- ✓ Solves vibration problems
- ✓ Identifies vehicle pulls
- ✓ Provides "new car ride"

PATENTED

SmartWeight®

SmartWeight® Balancing Technology



- ✓ Improve balance
- ✓ Minimizes weight usage
- ✓ Maximizes productivity

STANDARD

Auto-Up Hood*



- ✓ Saves time
- ✓ Speeds operations

EXCLUSIVE

On-Demand Videos



- ✓ Simplify training
- ✓ Improve results

PATENTED

CenteringCheck®



- ✓ Ensures proper centering
- ✓ Eliminates setup errors

STANDARD

BullsEye™ Centering System



- ✓ Optimize centering
- ✓ Prevent wheel damage

Road Force® test and balance FASTER than a traditional

Measure Road Force on every customer wheel **WITHOUT A TIME PENALTY!**

Road Force Touch® Balance



Road Force Touch® balance starts when hood is lowered



NEW! Load roller measures Road Force while technician prepares correction weights



Traditional Balance



Balance starts when hood is lowered



Technician prepares correction weights

al balancer

NEW!

Road Force Test and Balance



NEW! Hood raises automatically for technician to install weights and perform check-spin



- ✓ Wheel is balanced
- ✓ Wheel is also verified to roll smooth

Road Force printout verifies results



Balance



Technician manually raises hood, installs weights and performs check-spin



- ✓ Wheel is balanced

EXCLUSIVE

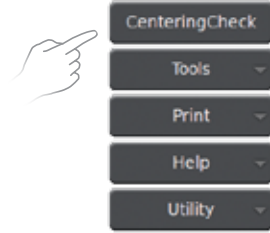
Intuitive touchscreen simplifies balance experience



Touching weight value servos wheel to weight location



Rim cutaway displays selected weight mode

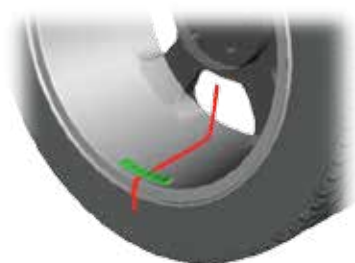


Simple buttons launch less-frequently used functions

Balancing interface at a glance



One touch to display rim dimensions



TruWeight™ provides live navigation through selection and placement of wheel weights



SmartWeight® panel displays wheel balance condition

Rim [Radial] Average

.008 in



Low spot on rim is identified

29 lbs



Assembly Predicted
12 lbs

Rim [Radial] Average
.008 in



+ After Matching



After Matching


Assembly Predicted
12 lbs



Simple graphics illustrate how to optimize assembly

See predicted improvement in one glance and how to do it

Road Force Measurement® interface at a glance



Road Force panel displays assembly value and limits

Helpful animation explains conditions

Current Assembly
28 lbs



Live rim and tire conditions shown on-screen



Color-coding allows operator to visualize Road Force variations

Road Force Measurement® solves common vibration

Problem / Solution

Your customer complains about a vibration...



OE technical service bulletins recommend the Road Force Touch® balancer as the vibration solution

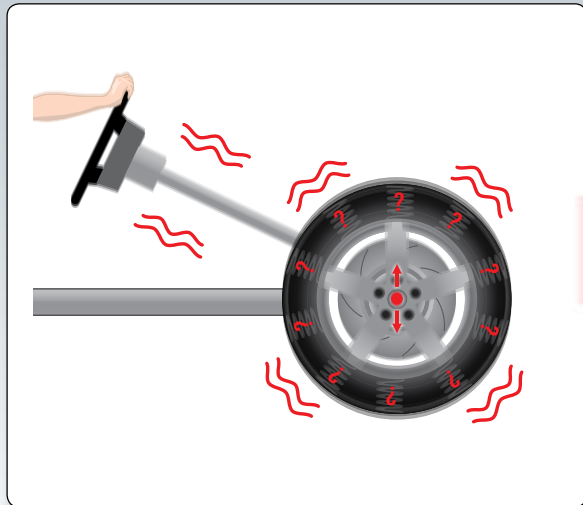
A simulated road test pinpoints the problem



The Road Force Touch balancer identifies the tire and rim contributions to radial-force vibration problems

How It Works

An unknown force vibrates the spindle



Vibration is transferred from the wheel, through the spindle to the customer

Specialized sensors detect the vibration



The Road Force Touch balancer detects radial forces with sensitive instruments

problems

Hold the tire and rotate the rim



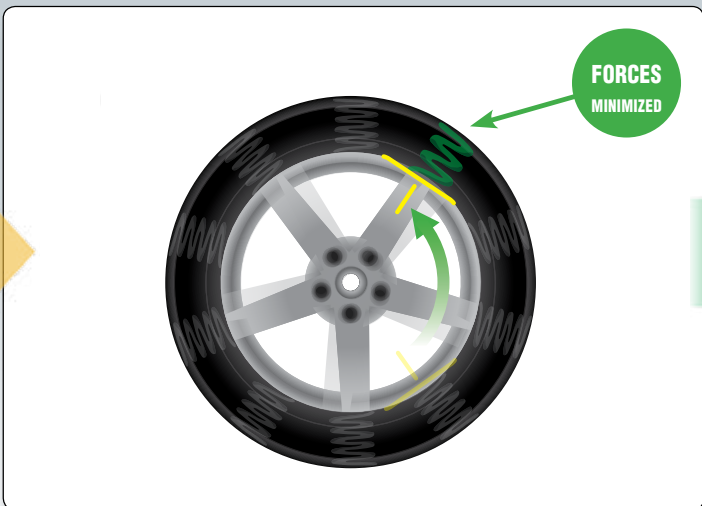
Match-mounting the stiffest point on a tire to the low spot on a rim makes the assembly roll as round as possible

Your customer leaves with a “new car ride”!



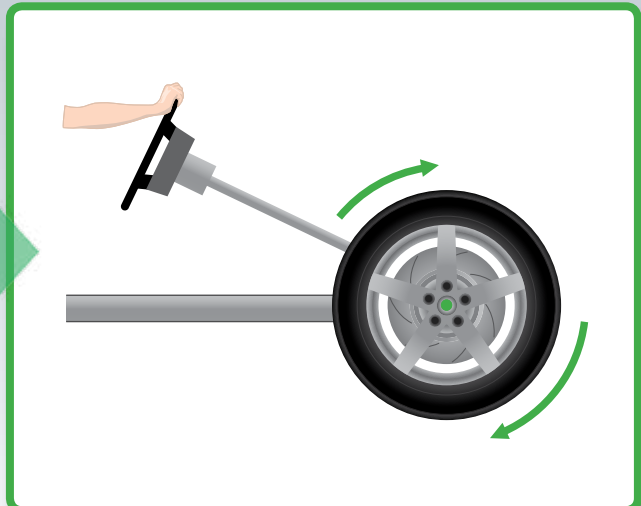
✓ Your customer experiences a smooth ride on the same tires and wheels

Match-mounting cancels the vibration



The Road Force Touch balancer duplicates tire and rim matching methods used by OE manufacturers

Your customer leaves with a “new car ride”!



✓ Radial force variation is minimized, ensuring your customer a smooth ride

PATENTED

StraightTrak[®] corrects tire pull

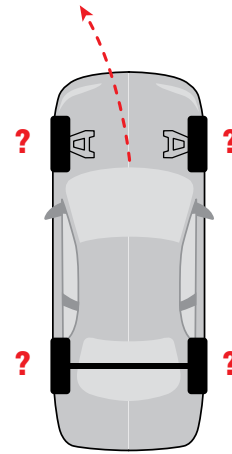
NEW!
Now perform individual tire pull measurements*

Tires Just Rotated?

Customer complains about vehicle pulling to the left.




Mysterious Left Pull

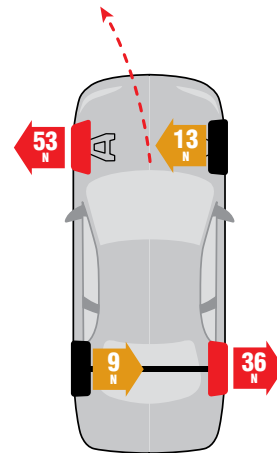


Measure Lateral Force to Identify Pull

Tire conicity can **ONLY** be measured accurately when the tire is under load.



Pull Identified

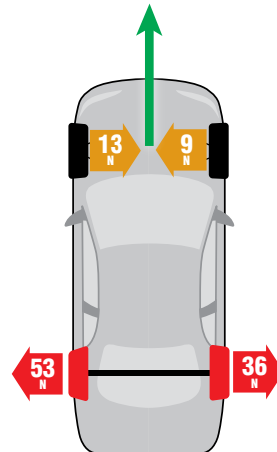


StraightTrak Delivers the Ultimate in Customer Satisfaction



Hunter suggests optimal wheel placement just like OE manufacturers.

Pull Eliminated



* Patent pending

Revolutionary **SmartWeight**[®] by the numbers

4 Modern vehicles are **4 times** more sensitive to static vibration forces than couple or dynamic forces.

6 **6 states** have banned lead correction weights, other states will follow.

25 SmartWeight saves **25 labor hours** per year with efficient weight applications.*

30 SmartWeight can save **30% or more** in correction weights.

66 Avoid an average of **66 comebacks** per year by using SmartWeight.**

202 An average shop saves **202 kilograms** per year with SmartWeight.***

SmartWeight[®] Balancing Technology



SmartWeight Savings			
Lifetime Savings			
Material Savings		Labor Savings	
Grams	1237697	Minutes	8038.0
Kilograms	1237.7	Hours	134.0
Boxes (mixed)	1263.7		
Savings	€ 10 085,52	Savings	€ 2 044,34
Total			€ 12 129,86
Material Savings per Spin		Labor Savings per Spin	
Grams	22.1	Seconds	
Savings	€ 0,18	Savings	€ 0,62

Watch Your Investment Grow!

✓ See weight and labor savings based on **your shop's numbers**

* Time-savings are calculated from comparing single- and no-weight applications when using SmartWeight versus the typical two-weight application of standard balancers.

** Comeback avoidance is calculated based on residual static imbalance left by standard balancers versus SmartWeight balancers.

*** Calculations based on 10 vehicles per day in a standard working year. Performance differences are those of a SmartWeight-equipped balancer vs. a traditional wheel balancer.

EXCLUSIVE

On-screen instruction makes everyone an expert!

High-definition videos instruct on a variety of balancing and tire changing topics.

- ✓ Covers basic techniques to more advanced procedures
- ✓ Instant access, easy navigation
- ✓ On-site training for your technicians

NEW!



Technicians are guided with helpful tips and timesaving procedures.

EXCLUSIVE

TPMSpecs brings concise TPMS information to your business!



TPMSpecs presents **100+** TPMS reset procedures in a simple comprehensive, user-friendly way.



One-click TPMS access with a bar code scanner! (Scanner sold separately)



TPMS info can be presented through any internet-connected shop computer!

Additional features make balancing faster and easier


EXCLUSIVE



NEW!

Live 3D graphics

PATENTED



NEW!

Bottom-dead-center laser and wheel light

EXCLUSIVE



NEW!

Most durable shaft in the industry

PATENTED



Integrated Inflation Station

PATENTED



Servo Stop drive control

Automatically rotates and holds wheel at top-dead-center or bottom-dead-center weight locations.

EXCLUSIVE



TranzSaver™*

Compares tire circumferences as specified by OEs to prevent damage to AWD vehicles.

* Patent pending

Features for BMW dealerships

BMW Flange Kit

Optional flange plate kit provides quick setup for maximum coverage (20-2783-2)



AutoClamp

- ✓ Clamp wheels automatically
- ✓ Save time and effort
- ✓ Eliminate wingnut

OPTIONAL



PATENTED

HammerHead® top-dead-center laser

- ✓ Greater weight placement accuracy to avoid mistakes
- ✓ More single-spin balances improve productivity
- ✓ Overhead fluorescent light illuminates work area




Incorrect



Correct

Printer kit with storage shelf

- ✓ Print Road Force Measurement® test results
- ✓ Sell and perform TPMS work properly and efficiently
- ✓ Win more approvals with clear and informative printouts



Popular equipment upgrades

Integrated wheel lift



- ✓ Safely service heavy, oversized wheels
- ✓ Precisely center all wheels
- ✓ Integrated construction saves space, reduces added time and expense associated with stand-alone lift units



Hunter offers hundreds of accessories to customize your balancer to your service needs.

See Form 3203-T for more information.

GSP9700.com complimentary listing...

- ✓ Free listing on www.GSP9700.com
- ✓ Tens of thousands of hits each year
- ✓ Customers find you

**Locate a GSP9700
Road Force® Balancer**



Let us advertise FOR YOU!

Your Shop Name


Street Address
 City, State Zip Code
 Phone number
Approx. X miles from your location



Map



Route



Specifications



RFT33BMW shown

Power Requirements	196-253V, 10 amp, 50/60 Hz, 1 ph (Power cable includes: NEMA 20 amp plug, L6-20P)
Air Supply Requirements	100-175 psi (7-12 bar)
Roller Force	Variable up to 1,250 lbs (567 kg)
Capacity	
Rim Width	1.5 in to 20.5 in (38 mm to 521 mm)
Rim Diameter	10 in to 30 in (254 mm to 762 mm)*
ALU	14 in to 44 in (356 mm to 1118 mm)*
Max. Tire Diameter	40 in (1016 mm)
Max. Tire Width	20 in (508 mm)
Max. Tire Weight	175 lbs (79 kg)
Radial and Lateral Runout Accuracy	0.002 in (0.051 mm)
Imbalance Resolution	± 0.01 oz (0.28 g)
Placement Accuracy	512 positions, ± 0.35°
Balancing Speed	300 rpm
Motor	Programmable drive system and DC motor

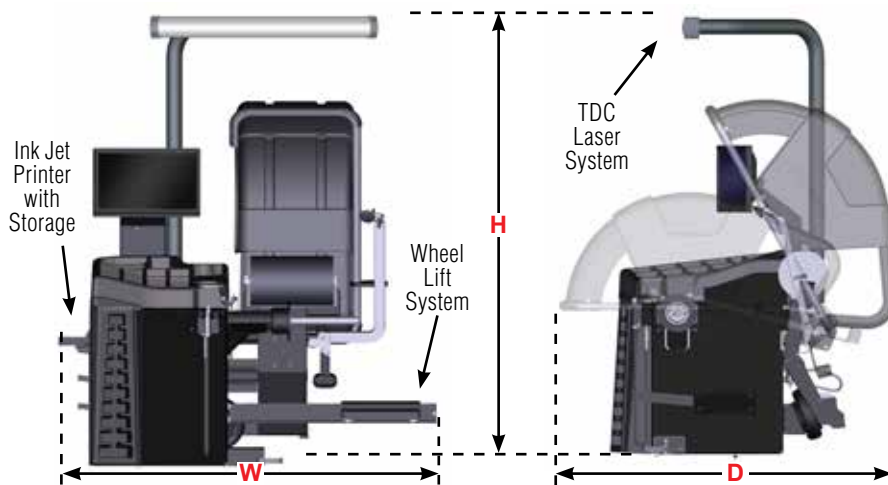
* Extreme wheel sizes may require manual data entry.

Models

	RFT03BMW	RFT13BMW	RFT23BMW	RFT33BMW
Wheel Lift System		✓		✓
AutoClamp® System			✓	✓
HammerHead® System	✓	✓	✓	✓
Ink Jet Print w/Storage	✓	✓	✓	✓
Width (W)	65 in 1651 mm	72 in 1829 mm	65 in 1651 mm	72 in 1829 mm
Height (H)	86 in 2184 mm	86 in 2184 mm	86 in 2184 mm	86 in 2184 mm
Depth (D)	62 in 1575 mm	62 in 1575 mm	62 in 1575 mm	62 in 1575 mm
Weight	713 lb 323 kg	872 lb 396 kg	753 lb 342 kg	879 lb 399 kg



Be sure to check out other Hunter literature for more quality products from Hunter Engineering.



Because of continuing technological advancements, specifications, models and options are subject to change without notice.

HUNTER
Engineering Company
www.hunter.com

0114AH